

CO₂O₃CATALYSED AUTOXIDATION OF SULPHUR DIOXIDE AND INHIBITION BY RESORCINOL

S. Begam, F. Hussain & D. S. N. Prasad

Department of Chemistry, Government P. G. College, Jhalawar, Rajasthan, India

Received: 15 Mar 2020

Accepted: 23 Mar 2020

Published: 31 Mar 2020

ABSTRACT

Like many other organic compounds, the aromatic and aliphatic alcohols are present in the atmosphere and therefore, looking to their possible affects autoxidation of S (IV). So following rate law has been proposed based on the observed results.

$$\frac{-d [S(IV)]}{[dt]} = \frac{(k_1+k_2[Co_2O_3]) [S(IV)]}{1 + B [Resorcinol]}$$

KEYWORDS: *Co₂O₃; Catalysis; Inhibition; Resorcinol; S (IV); Acid Rain*

INTRODUCTION

Various studies have been done on the atmospheric oxidation of S (IV) in the recent past, in aerosols and in bulk aqueous phase. The trace metal Ions which are part of all atmospheric systems and are catalyzing the oxidation of aqueous SO₂ in to acid sulfate. The reviews by Huie and peterson¹, Hoffmann and Boyce², Hoffmann and Jacob³ deal with the oxidation of S (IV) by transition metal ions and their role in catalyzing the dioxide-S(IV) systems. The metalxides, which are present in the Atmosphere are integral part of suspended particulate matter. The role of various metal oxides such as CoO⁴; Co₂O₃⁵; Ni₂O₃⁶; CuO⁷; MnO₂⁸; and Cu₂O⁹; and MnO₂¹⁰ in acidic medium has been studied and given a two term rate law. Gupta¹¹ et al studied the inhibiting effect of alcohol on the CoO, Co₂O₃ and Ni₂O₃ catalysed autoxidation reaction in alkaline medium and proposed a radical mechanism. The effect of alcohols has been studied on several catalysed S(IV) autoxidation in the effect of silver (I) catalyzed autoxidation of S(IV) in acetate buffer medium.¹¹⁻¹² To explain these results and inhibition effect of organic compounds, the radical mechanism involving SO₃, SO₄ and SO₅ radicals was proposed.¹³ Further experiments were conducted for finding reactivity of oxysulphur radicals with organics, which proved that these compounds react with SO₄. The reactions with SO₃ and SO₅ appeared to be quite slow and hence unimportant. These studies have shown the reaction of SO₄ to be very fast.¹⁴ Connick and Zhang¹⁵ reported that the inhibition effect of methanol on autoxidation of S (IV) in the presence of Mn(II) ions is complex and in which sulfate radicals are scavenged. So far, inhibiting effect of resorcinol on the metal oxide catalysed autoxidation of aqueous sulfur dioxide is not studied. So in view of the knowing the inhibiting effect of resorcinol on the Co₂O₃ catalysed autoxidation of sulfur dioxide in the alkaline medium the present study is under taken

Experimental

The schematic representation of experimental procedure is shown in following scheme¹⁶

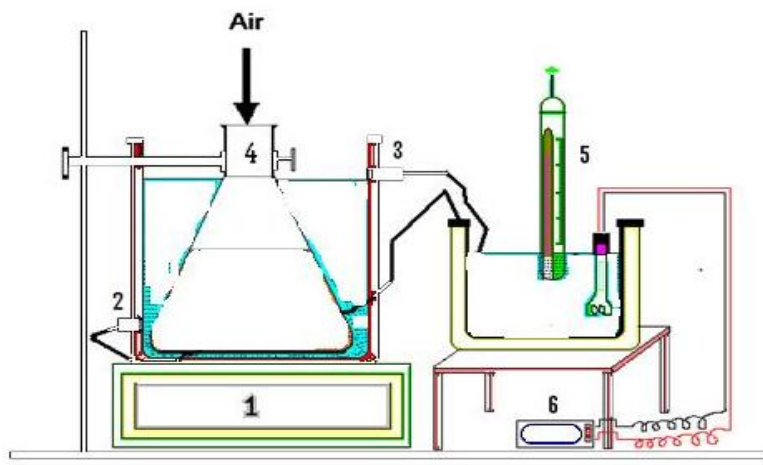


Figure 1: 1. Magnetic Stirrer, 2. Water Inlet, 3. Water Outlet, 4. Erlenmeyer Flask, 5. Thermometer, 6. Thermostat.

Product Analysis

The Recovery of sulfate¹⁶ to be $98 \pm 2\%$ in agreement with Equation.1.



RESULTS

Preliminary Investigation

By plotting a graph between $\log [\text{S(IV)}]$ versus time, t we observed a straight line which confirm that reaction is followed first order kinetics (Figure 2).

Unanalyzed Reaction

In this study, the reaction was studied without adding Co_2O_3 .¹⁷

[S(IV)] Dependence

The dependence of reaction rate on $[\text{S(IV)}]$ follows the following rate law by observed results of Table-1.

$$-d [\text{S(IV)}] / dt = k_1 [\text{S(IV)}] \quad (2)$$

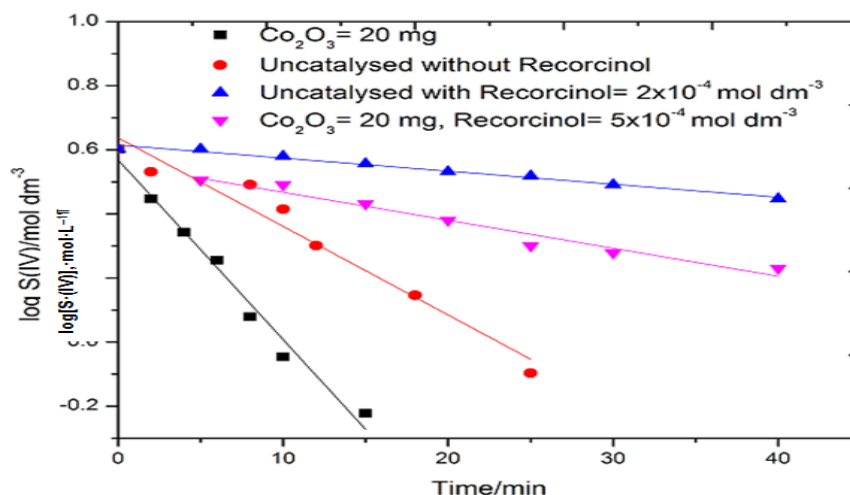


Figure 2: The Disappearance of [S(IV)] With Time in Air - Saturated Suspensions of 100 ml at [S(IV)] = 2×10⁻³ Mol L⁻¹, at 30° C and Ph = 7.90.

Table 1: The Values of K₁ for Unanalyzed Reaction at Different [S(IV)] at Ph= 7.40 and T = 30°C

[S(IV)]Mol L ⁻¹	10 ⁴ k ₁ S ⁻¹
0.001	6.15
0.002	6.19
0.004	6.32
0.006	6.11

[Resorcinol] dependence

On varying the [resorcinol] from 0.5×10⁻³ to 4×10⁻³ mol L⁻¹, the rate of the reaction becomes decelerated (Table 2). The k_{inh} in the presence of resorcinol was defined by the following rate law¹⁸ (3)

$$-d [S(IV)] / dt = k_{inh} [S(IV)] \tag{3}$$

$$k_{inh} = k_1 / (1+B [Resorcinol]) \tag{4}$$

$$1/ k_{inh} = 1/ k_1 + B [Resorcinol] / k_1 \tag{5}$$

From Equation (5) we plot a graph between 1/ k_{inh} versus [resorcinol] was found linear fig. 2 Where intercept = 2.79×10³ s and slope = 3.83×10⁶ mol⁻¹L B= 1.37×10³ mol⁻¹ L.at pH = 7.40, and t=30°C.

Table 2: The Value of K_{inh} At [S(IV)] = 2 X 10⁻³ Mol L⁻¹, Ph= 7.40, T = 30°C

[Resorcinol]	K _{inh}	1 / K _{inh}
0	6.19×10 ⁻⁴	1616
1×10 ⁻⁴	2.54×10 ⁻⁴	3937
2×10 ⁻⁴	1.97×10 ⁻⁴	5076
3×10 ⁻⁴	1.48×10 ⁻⁴	6757
4×10 ⁻⁴	1.02×10 ⁻⁴	9804

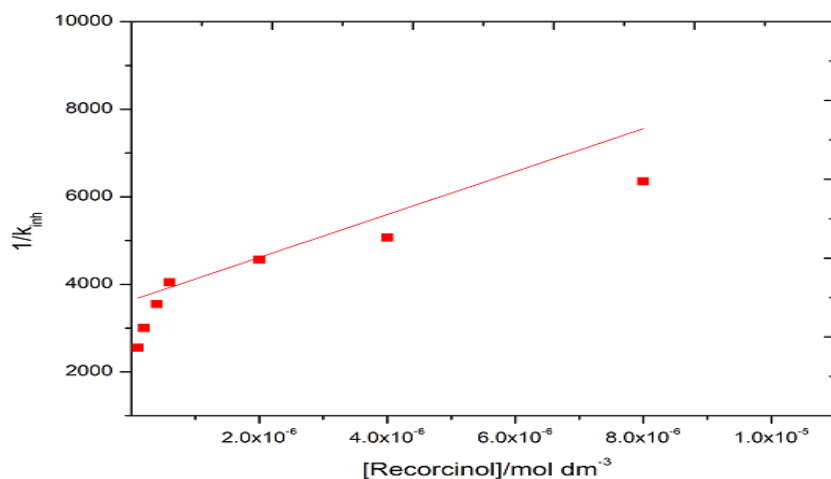


Figure 3: Effect of Resorcinol at $[S(IV)] = 2 \times 10^{-3} \text{ mol L}^{-1}$, $\text{Ph} = 7.40$ and at 30°C , in Alkaline Medium.

[Co₂O₃] Variation

The values of k_{cat} , for S(IV) - autoxidation was determined at different $[\text{Co}_2\text{O}_3]$ are given in Table 3.

The k_{cat} depends on $[\text{Co}_2\text{O}_3]$ shown in Fig 3 also follows a two term rate law¹⁹

$$-d[S(IV)]/dt = k_{\text{cat}} [S(IV)] = (k_1 + k_2 [\text{Co}_2\text{O}_3]) [S(IV)] \quad (6)$$

$$k_{\text{cat}} = k_1 + k_2 [\text{Co}_2\text{O}_3] \quad (7)$$

Table 3 - The Value of Kcat at Different [Co2O3] at Ph = 7.40 and T = 30°C

Co2O3(G L-1)	103kcat S-1
0.1	8.8
0.2	13.7
0.3	16.9
0.4	21.8

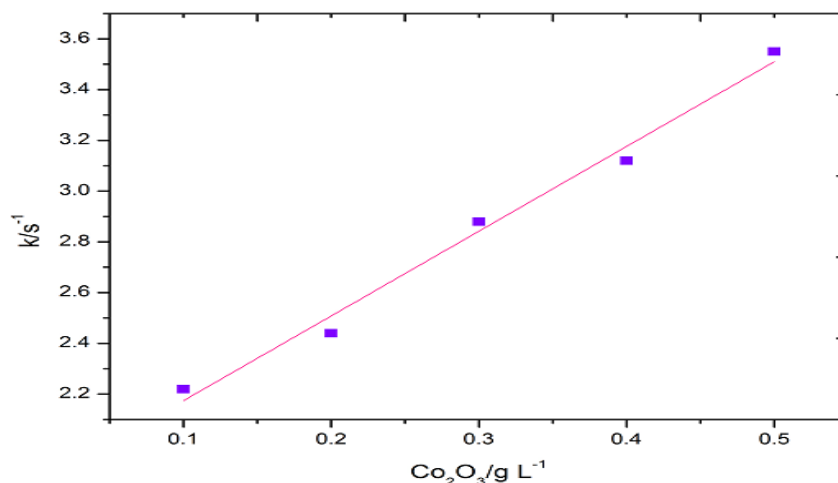


Figure 4: The Dependence of Rate on Catalyst Concentration at $[S(IV)] = 2 \times 10^{-3} \text{ mol L}^{-1}$, at $T=30^\circ\text{C}$ and $\text{Ph} = 7.40$ Intercept = $5.1 \times 10^{-4} \text{ S}$ Slope = $4.01 \times 10^3 \text{ Mol}^{-1} \text{ L S}$,

Variation of pH

Variation in pH (7.40 to 8.80) in alkaline buffer medium showed the rate of reaction is independent²⁰ to pH (Table 4).

Table 4: Variation of Ph at [Co₂O₃] = 0.2 G L⁻¹, [Resorcinol] = .5×10⁻³mol L⁻¹ [S(IV) = 2×10⁻³mol L⁻¹ and T = 30°c

[S(IV)]Moll ⁻¹	[Co ₂ O ₃] G L ⁻¹	[Resorcinol] Moll ⁻¹	Ph	Temperature, Oc	10 ⁴ k _{cat} K ₁ + K ₂ [Co ₂ O ₃]
0.002	0.2	0.0005 M	7.40	30°C	5.85
0.002	0.2	0.0005 M	7.80	30°C	5.89
0.002	0.2	0.0005 M	8.10	30°C	5.88
0.002	0.2	0.0005 M	8.80	30°C	5.96

Variation of resorcinol in presence of Co₂O₃

The results indicates that by increasing the [resorcinol], the rate tend to decreases in the presence of Co₂O₃. (Figure 5)

A graph has been plotted between [Co₂O₃] v/s k_{cat} found linear so follows first order kinetics²¹. The reaction follows the following rate law²⁰ in the presence of resorcinol (Figure 6)

$$-d [S(IV)] / dt = (k_1 + k_2 [Co_2O_3] [S(IV)] / 1 + B [Resorcinol] \tag{8}$$

$$k_{inh} = (k_1 + k_2 [Co_2O_3] / 1 + B [Resorcinol] = k_{cat} / 1 + B [Resorcinol] \tag{9}$$

$$1/ k_{inh} = 1 + B [Resorcinol] / k_{cat} \tag{10}$$

$$1/ k_{inh} = 1/ k_{cat} + B [Resorcinol] / k_{cat} \tag{11}$$

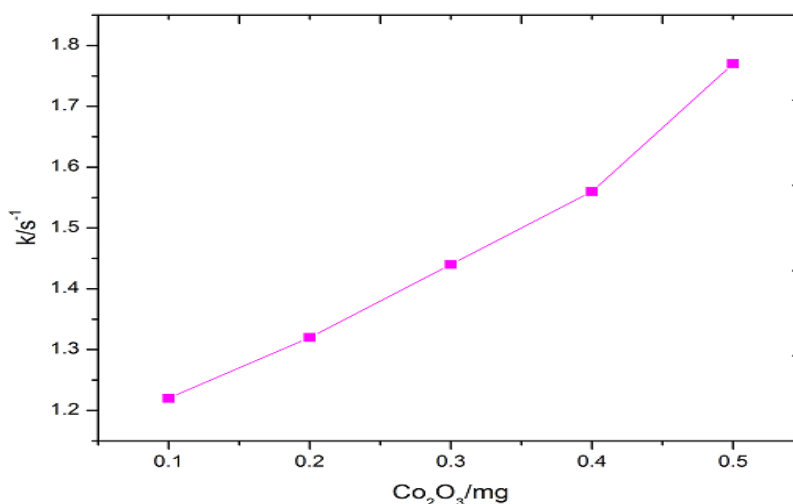


Figure 5: Effect of [S(Lv)] at Resorcinol = 2×10⁻⁴ G L⁻¹, Ph=7.90 and at 30°C, in Phosphate Buffered Medium Intercept and Slope are Found to be 3.67 × 10⁻⁵ S⁻¹ and 2.78 × 10⁻⁵ G⁻¹ L S⁻¹ Respectively.

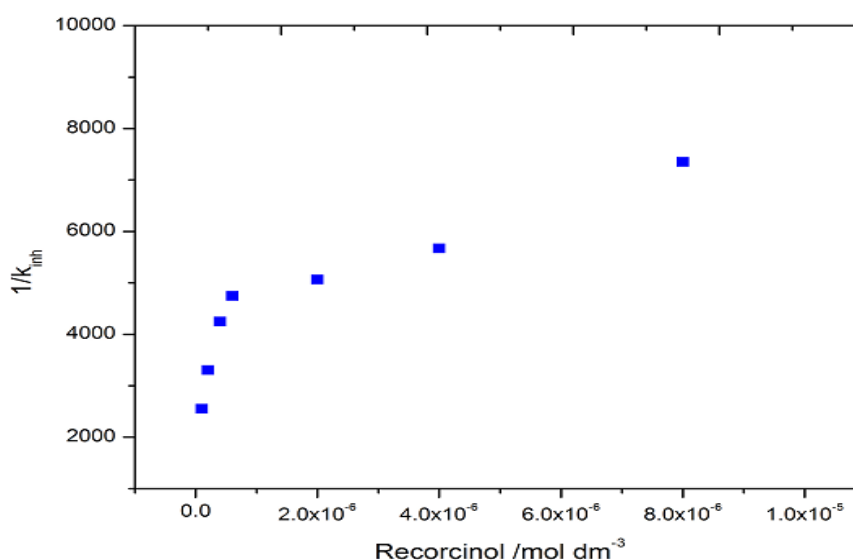


Figure 6: plot of $1/K_{inh}/S$ [Resorcinol] at $[S(IV)] = 2 \times 10^{-3} \text{ Mol L}^{-1}$, $T = 30^\circ\text{C}$, $[\text{Co}_2\text{O}_3] = 10\text{mg}$, and $\text{Ph} = 7.90$ in Phosphate Buffered Medium Intercept $= 2.40 \times 10^3 \text{ S}$, Slope $= 1.68 \times 10^6 \text{ mol}^{-1} \text{ L S B} = 0.70 \times 10^3 \text{ Mol}^{-1} \text{ L}$.

Effect of temperature

The effect of temperature on SO_2 oxidation in the presence of resorcinol and Co_2O_3 is given in table-5 and it is observed that rate of reaction increases by rising the temperature. So from these data, apparent energy²² of activation determined and found $26.12 \text{ kJ mol}^{-1}$.

Table 5: Effect of Temperature at $[S(IV)] = 2 \times 10^{-3} \text{ mol L}^{-1}$, $[\text{Co}_2\text{O}_3] = 0.2 \text{ G L}^{-1}$, $[\text{Resorcinol}] = 5 \times 10^{-3} \text{ mol L}^{-1}$, $T = 30^\circ\text{C}$, and $\text{Ph} = 7.40$

$T \text{ }^\circ\text{C}$	$10^4 K_{obs}, \text{S}^{-1}$
30	5.02
35	7.47
40	9.45

DISCUSSIONS

In aqueous solution SO_2 is present in four forms, $\text{SO}_2 \cdot \text{H}_2\text{O}$, HSO_3^- , SO_3^{2-} and $\text{S}_2\text{O}_5^{2-}$, governed by the following equations²³.



K_H is Henry's constant and K_1 , K_2 are acid dissociation constants. K_3 is the formation constant for $S_2O_5^{2-}$ at 25°C the values are $K_H = 1.23 \text{ mol L}^{-1} \text{ atm}^{-1}$, $K_1 = 1.4 \times 10^{-2}$, $K_2 = 6.24 \times 10^{-8}$, and $K_3 = 7.6 \times 10^{-2}$. In this experimental study in pH range (7.90 - 9.45), S(IV) would be largely present as SO_3^{2-} . Since the rate of reaction is nearly independent of pH, we have considered only SO_3^{2-} species to be reactive in the subsequently²⁴. Grgicet *et al.* (1998, 1999)²⁵⁻²⁶; Wolf *et al.* (2000)²⁷ found that oxalate has strong inhibiting effect on S(IV) autoxidation in the presence of Fe(III) or Fe(II), however oxalate has weak inhibiting effect on Mn(II) catalysed autoxidation of S(IV), because oxalate is not a strong chelating agent, Podkrajsek *et al.*²⁸ reported that mono-carboxylic acids inhibit the oxidation, out of which formic acid shows strong inhibiting effect. The probable reason for the inhibition is the interaction between sulfate radicals and carboxylic acid. Organic compound that do not form strong complexes have also been shown an inhibiting effect on Fe(III)-catalysed oxidation of S(IV) at high pH. Martin *et al.*²⁹ found that acetate and formate ions shows substance inhibiting effect at pH ≥ 5 but negligible inhibition at pH ≤ 3 .

In several transition metal oxide catalysed heterogeneous aqueous phase auto oxidation reactions of sulfur (IV), the formation of surficial complexes by adsorption of sulfur(IV) and O₂ on the particle surface and oxidation of sulfur(IV) take place through the intervention of multiple oxidation states has been proposed. In the heterogeneous solid – liquid phase reaction of MnO₂ and S(IV), that the sulfite ion makes bond through oxygen atom at the surface of solid MnO₂. In the present study, the dependence of oxygen shows that the formation of surficial complex by adsorption of O₂ on the particle surface of Co₂O₃ through the fast step³⁰.

In alkaline medium the rate of Co₂O₃ catalysed reaction is highly decelerated by the addition of resorcinol like that of ethanol reported by Gupta *et al* this indicates the operation of a radical mechanism involving oxysulfur free radicals, like $SO_3^{\cdot-}$, $SO_4^{\cdot-}$ and $SO_5^{\cdot-}$. The inhibition is caused through the scavenging of $SO_4^{\cdot-}$ by inhibitors such as ethanol and benzene, etc.³¹

As reported by Gupta *et al.*³² a radical mechanism operates in those reactions in which the inhibition parameter lies the range 10^3 - 10^4 . In this study, the value of inhibitor parameter is found to be 1.12×10^4 , which lies in the same range. This strongly supports the radical mechanism for the Co₂O₃ – catalyzed reaction in presence of resorcinol. Based on the observed results including the inhibition by resorcinol, the following radical mechanism is proposed which similar to that proposed by Gupta *et al* in the ethanol inhibition of the CoO catalyzed reaction.





In the mechanism, no role is assigned to O_2^- , which is also known to react with sulfur (IV) slowly. It may be disproportionate to form H_2O_2 and O_2 or may be scavenged by impurities. By assuming long chain hypothesis and steady state approximation $d[\text{SO}_3^-]/dt$, $d[\text{SO}_4^-]/dt$ and $d[\text{SO}_5^-]/dt$ to zero, it can be shown that the rate of initiation is equal to the rate of termination.

$$k_1[\text{Co}_2\text{O}_3(\text{SO}_3^{-2})(\text{O}_2)] = \{k_7[\text{X}] + k_8[\text{Resorcinol}]\} [\text{SO}_4^{-1}] \quad (26)$$

Since the reaction is completely stopped in the presence of [resorcinol] at $1 \times 10^{-3} \text{ mol L}^{-1}$. So, the steps (15) & (19) appear to be unimportant. The contribution of propagation reaction (18) been significant in the Co_2O_3 catalysed. Reaction where the autoxidation reaction should have occurred even in the presence of high resorcinol concentration. But this is not true and the reaction is completed seized in the presence of high concentration of resorcinol. This led us to ignore the step (18) and assume only the rate of reaction given by equation (24). Since we observe a clean cut first order in [S(IV)], The value of $K_1 [\text{S(IV)}] \ll 1$ so the above rate law can be reduced to

$$R_{\text{cat}} = \frac{k_1 [\text{Co}_2\text{O}_3] [\text{S(IV)}]}{\{k_9[\text{x}] + k_{10}[\text{Resorcinol}]\}} \quad (27)$$

Gupta et al and Sharma et al proposed a similar mechanism for the CoO catalyzed autoxidation of sulfur dioxide inhibited by ethanol, which lead to the same rate law. By comparing derived rate law with the experimental rate law, we observe the similarity in these two.

The calculated value of inhibition constant B is $1.12 \times 10^4 \text{ mol}^{-1} \text{ L}$. which is in the range of 10^3 to 10^4 . So, on the base of calculated value of B, we concluded that resorcinol act as a free radical scavenger in the Co_2O_3 catalyzed autoxidation of aqueous sulfur dioxide in alkaline medium and a free radical mechanism can operate in this system.

CONCLUSIONS

The role of resorcinol act as an inhibitor in Co₂O₃ catalysed autoxidation of SO₂ in alkaline medium has been found, and based on the observed results rate law a free radical mechanism has been proposed.

$$\frac{-d[S(IV)]}{[dt]} = \frac{(k_1+k_2[Co_2O_3])[S(IV)]}{1 + B [Resorcinol]}$$

Based on the experimental results, rate constants and orders of the reactions were determined. The reaction order in SO₂ was pseudo- first order for both reactions in the presence and absence of resorcinol.

FUTURE SCOPE

The results are useful for modeling rain water acidity and therefore a great use of meteorology and atmospheric chemistry. This study is important in understanding the mechanism of the atmospheric oxidation of S(IV) by O₂.

ACKNOWLEDGEMENTS

The authors pay their sincere gratitude to Principal, Govt. P.G. College, Jhalawar- Rajasthan (India) for providing necessary research facilities to accomplish this study.

Conflict of Interest: Nil

REFERENCES

1. Prasad, D.S.N., Mehta, R.K., Parashar, P., Madnawat, P.V.S., Rani, A., Singh, U., Manoj, S.V., Bansal, S.P., Gupta, K.S., (2003). Kinetics of surface-catalyzed autoxidation of aqueous sulfur dioxide in cobalt (III) oxide suspensions. *J. Indian Chem. Soc.*, 80: 391–394.
2. Prasad, D.S.N., Rani, A., Gupta, K.S. (1992). Surface-catalyzed oxidation of S (IV) in aqueous silica and copper (II) oxide suspensions. *Environ. Sci. Technol.* 26: 1361–1368.
3. Gupta, K.S., Singh, R., Saxena, D., Manoj, S.V., Sharma, M., (1999). Role of manganese dioxide in the autoxidation of sulfur (IV) in oxic and anoxic suspensions *Ind. J. Chem.*, 38A: 1129–1138.
4. Sharma, A.K. Sharma, R. and Prasad, D.S.N (2017). Acid rain chemistry, Catalysis and Inhibition of SO₂ in environment” ISBN 978-3-659-91204-7” LAP Lambert Academic Publishing Germany.
5. Gupta, K.S., Jain, U., Singh, A., Mehta, R.K., Manoj, S.V., Prasad, D.S.N., Sharma, A., Parashar, P., Bansal, S.P., (2004). Kinetics and mechanism of the osmium (VIII)-catalyzed autoxidation of aqueous sulfur dioxide in acidic and alkaline media. *J. Indian Chem. Soc.*, 81: 1083–1092.
6. Mudgal, P.K., Sharma, A., Mishra, C.D., Bansal, S.P., Gupta, K.S. (2008). Kinetics of ammonia and ammonium ion inhibition of the atmospheric oxidation of aqueous sulfur dioxide by oxygen. *J. Atmos. Chem.*, 61: 31–55.
7. Sharma, A.K., Prasad, D.S.N., Sharma, R., (2018). Catalysis and Inhibition of SO₂ in Atmospheric Environment- A perspective of acid rain chemistry “ISBN978-93-86841-59-9” chapter published in book entitled Analytical techniques in Chemical and biological sciences Discovery publishing house Pvt. Ltd New Delhi India.

8. Sharma, A.K., Acharya, S., Sharma, R., Saxena, M., (2012). Recovery and Reuse of SO₂ from Thermal Power Plant Emission (Chapter), in Book entitled Air Pollution - Monitoring, Modeling, Health and Control, Dr. Mukesh Khare (Ed.), ISBN: 978-953-51-0381-3, DOI: 10.5772/32390. In Tech OPEN ACCESS PUBLISHER, University campus Croatia.
9. Sharma, H., Sharma, A.K., Kumar, M. and Prasad, D.S.N. (2019). The Influence of Succinic Acid on the Kinetics of the Atmospheric Oxidation of Dissolved SO₂ Catalysed by Co₂O₃. *International Journal on Emerging Technologies*, 10(3): 82–86.
10. Manoj, S.V., Mishra, C.D., Sharma, M., Rani, A., Jain, R., Bansal, S.P., Gupta, K.S., (2000). Iron, manganese and copper concentrations in wet precipitations and kinetics of the oxidation of SO₂ in rain water at two urban sites, Jaipur and Kota, in western India. *Atmos. Environ.*, 34: 4479–4486.
11. Ghosh, M. K., and Rajput, S.K. (2012). Kinetics and Mechanism of Lanthanum (III) Catalysed Oxidation of D-galactose by Cerium (IV) in Aqueous Acidic Medium, *J Applicable Chem.*, 1(4): 541–550.
12. Meena, V., Dayal, Y., Saxena, D., Rani, A., Chandel, C.P., Gupta, K.S., (2016). The influence of diesel—truck exhaust particles on the kinetics of the atmospheric oxidation of dissolved sulfur dioxide by oxygen. *Environ Sci Pollut Res.*, 23(17): 17380–92.
13. Meena, V., Dayal, Y., Rathore, D.S., Chandel, C.P., Gupta, K.S., (2017). Inhibition of Aqueous Sulfur Dioxide Autoxidation by Aliphatic, Acyclic, Aromatic, and Heterocyclic Volatile Organic Compounds *Int. J. Chem. Kine.* 49(4): 221–233.
14. Meena, V., Dayal, Y., Rathore, D.S., Chandel, C.P., Gupta, K.S., (2017). Inhibition of atmospheric aqueous phase autoxidation of sulphur dioxide by volatile organic compounds: mono-, diand tri-substituted benzenes and benzoic acids. *Prog. React Kinet and Mech.*, 42(2): 111–125.
15. Wilkosz, I., Mainka, A., (2008). Mn (II)-catalysed S(IV) oxidation and its inhibition by acetic acid in acidic aqueous solutions. *J Atmos. Chem.*, 60: 1–17.
16. Ziajka, P. and Pasiuk-Bronikowska, W., (2003). Autoxidation of sulfur dioxide in the presence of alcohols under conditions related to tropospheric aqueous phase, *Atmos. Environ*, 37: 3913–3922.
17. Podkrajsek, B., Grgic, I., Tursic, J., Bercic, G., (2006). Influence of atmospheric carboxylic acids on catalytic oxidation of sulfur (IV). *J Atmos. Chem.*, 54: 103–120.
18. Gupta, K.S. (2012). Aqueous phase atmospheric oxidation of sulfur dioxide by oxygen: role of trace atmospheric constituent's metals, volatile organic compounds and ammonia. *J. Indian Chem. Soc.*, 89: 713-724.
19. Sharma, A.K., Sharma, R., Prasad, D.S.N., Parashar, P. and Gupta, A.K. (2015). Formic Acid inhibited Ag (I) Catalysed Autoxidation of S(IV) in Acidic Medium, *J. Chem. Chem. Sci.*, 5(12): 760–771.
20. Sharma, A.K., Sharma, R., Prasad, D.S.N., Parashar, P. and Gupta, A.K. (2016). Ag (I) catalyzed autoxidation of S (IV) and its inhibition by isopropyl alcohol in acidic medium. *Chem. Sci. Rev. Lett.*, 17 (5): 14–23.

21. Sharma, A.K., Sharma, R., Prasad, D.S.N.,(2015). Kinetics and mechanism of uncatalysed and Ag (I) catalysed autoxidation of S(IV) and its inhibition by isoamyl alcohol in acidic aqueous solutions, *Int. J. Mod. Sci. Eng. Technol.*, 2 (12): 31–40.
22. Sharma, A.K., Sharma, R., Prasad, D.S.N., Parashar, P. (2016). The Inhibitive action of Aniline on the autoxidation of sodium sulfite in acidic medium. *J. Anal. Phar. Res.*, 17 (5):14–23.
23. Sharma, A.K., Sharma, R., Prasad, D.S.N.,(2017). The effect of atmospheric aromatic amides on the Ag (I) catalyzed S (IV) autoxidation in aqueous solution. *The Experiment*, 40(1): 2354–2363.
24. Sharma, A.K., Sharma, R., Prasad, D.S.N., Parashar, P. (2017). Ag (I) catalyzed oxidation of S(IV) in aqueous solution differing effect of benzoate ions in acidic medium, *Curr. Phy. Chem.* 7 (2):338–347.
25. Sharma, A.K. and Prasad, D.S.N. (2017). Influence of pH and Organics on Autoxidation of S(IV) Catalyzed by Ag (I). *Recent Adv. Petrochem Sci.*, 3 (1):1–2.
26. Prasad, D.S.N., Rani, A., Madnavat, P.V.S., Bhargava, R., Gupta, K.S. (1991). Kinetics of surface catalyzed oxidation of sulfur (IV) by dioxygen in aqueous suspensions of cobalt (II) oxide. *J. Mol. Catal.*, 69: 395–405.
27. Sharma, H., Sharma, A.K. and Prasad, D.S.N. (2018). Kinetics and Mechanism of oxalic acid inhibited and heterogenous Co₂O₃ catalysed autoxidation of S (IV) in atmospheric water. *J app Chem.* 7(5):1442–1449.
28. Hussain, F., Begam, S., Singh, J., Sharma, A.K. and Prasad, D. S. N. (2018). Kinetics of aniline inhibited uncatalysed and Co₂O₃ catalysed autoxidation of S (IV) in atmospheric environment. *Asian J Chem. Env. Res.* 11: 60-67.
29. Hussain, F., Begam, S., Sharma, A.K. and Prasad, D. S. N. (2018). Effect of isopropyl alcohol on autoxidation of S (IV) catalyzed by Co₂O₃ in alkaline medium. *Bull. Pure appl. Sc.* 37 (1): 9–18.
30. Hussain, F., Begam, S., Sharma, A.K. and Prasad, D. S. N. (2018). Co₂O₃ catalyzed oxidation of SO₂ in aqueous solution differing effect of benzamide in alkaline medium. *Chem. Sc. Trans.*, 7 (4): 600–609.
31. Begam, S., Hussain, F., Singh, J., Sharma, A. K., & Prasad, D. S. N. (2018). Kinetics of sodium sulphite oxidation catalyzed by Co₂O₃ and inhibited by ethylene glycol. *Asian Journal of Research in Chemistry*, 11 (3), 610–61
32. Sharma, A. K., Sharma, R., & Prasad, D. S. N. (2017). Role of Organics in Atmospheric Catalytic Autoxidation of Aqueous Sulphur Dioxide in Acidic Medium. *MALAYSIAN JOURNAL OF CHEMISTRY (MJChem)*, 19 (1), 1–12.
33. Hussain, F., Begam, S., Sharma, A.K. and Prasad, D. S. N. (2018). Kinetics and Mechanism of Co₂O₃ catalysed autoxidation of sulphite and inhibition by sodium benzoate, *J. Inst. Chemists (India)* 90 (4): 104–119.
34. Begam, S., Hussain, F., Singh, J., Sharma, A.K. and Prasad, D.S.N. (2018). Kinetics of sodium sulphite oxidation catalyzed by Co₂O₃ and inhibited by ethylene glycol. *Asian J res chem.*, 11 (3): 610–616.
35. Sharma, H., Sharma, A.K., Parashar, P. and Prasad, D.S.N. (2019). Effect of acetic acid on Co₂O₃ catalyzed autoxidation of aqueous sulphur dioxide in alkaline medium *Sch. Acad. J. Biosci.* 7 (3): 117–124.
36. Sharma, A.K., Sharma, R., Prasad, D.S.N. (2017). Role of organics in Atmospheric Catalytic Autoxidation of Aqueous Sulphur Dioxide in acidic Medium. *Malaysian J. Chem.* 19 (1): 1–12.

37. Sharma, A.K., Sharma, R. and Prasad, D.S.N. (2017). Kinetics of is amyl alcohol and aniline inhibited uncatalyzed and Ag (I) catalyzed autoxidation of S (IV) in acidic Medium. *Asian J. Res. Chem.*, 10 (3): 251–258.
38. Sharma, A.K., Sharma, R. and Prasad, D.S.N. (2018). Effect of Aliphatic Mono Carboxylic acids and alcohols on Ag (I) Catalyzed oxidation of SO₂ in aqueous solution, *J Mat. Env. Sci.* 9 (6): 1829–1837.
39. Bhargava, R., Prasad, D.S.N., Rani, A., Bhargava, P., Jain, U., and Gupta, K.S. (1993). Kinetics of autoxidation of aqueous sulphur dioxide in suspensions of nickel (III) oxide. *Transit. Metal Chem.*, 17: 238–241.
40. Sharma A.K. Kinetics and Mechanism of the Silver (I)-Catalyzed Autoxidation of SO₂ in Aqueous Solution and Its Inhibition by Benzoate and Amide Ions (2018) *Bulletin of Pure and Applied Sciences*. Vol.37 C, No.2, 82–92
41. Sharma, A.K., and Prasad, D.S.N. (2020). Copper Catalyzed Autoxidation of Sulphur Di Oxide and Inhibition by Methanoic Acid. *Current Phy chem.* 10, 33–46.
42. Sharma, H., Sharma, A.K. and Prasad, D.S.N. (2019). Dynamics Of Malonic Acid Inhibited Uncatalysed And Co₂O₃catalysed Autoxidation Of S (IV) In Alkaline Medium. *Think India Journal.* 22(14) 7168–7181.